




ROSWELL PARK COMPREHENSIVE CANCER CENTER

# ESOPHAGEAL CANCER *Info Sheet*



MEN ARE  
**4x** MORE LIKELY  
THAN WOMEN TO DEVELOP  
ESOPHAGEAL CANCER



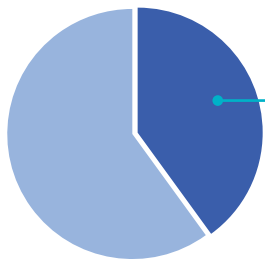
SMOKERS  
ARE  
**2x**

more likely than nonsmokers  
to develop esophageal cancer



**QUIT SMOKING?  
YES, YOU CAN!**

Call the New York State  
Quitline at **1-866-NY-QUITS**  
(1-866-697-8487) or visit  
**[www.nysmokefree.com](http://www.nysmokefree.com)** for  
guidance, support and cessation aids.



AS MANY AS  
**40% of patients**  
with esophageal  
cancer already have  
metastatic disease at  
the time of their diagnosis.

## WHAT YOU SHOULD KNOW


Part of your digestive system, your esophagus is the 9- to 10-inch tube that food and liquids move through from your mouth to your stomach. Esophageal cancer usually begins in the cells of the lining of the esophagus and can spread outward as it grows. Two main types of esophageal cancer include:

- **Squamous cell carcinoma** which typically begins in the middle or upper part of the esophagus
- **Adenocarcinoma** which usually begins at the bottom of the esophagus, near the stomach

## SYMPTOMS TO TELL YOUR DOCTOR



- ✓ Painful or difficulty swallowing
- ✓ Weight loss
- ✓ Pain behind the breastbone
- ✓ Hoarseness and cough
- ✓ Indigestion and heartburn



**22,070**

NEW CASES  
diagnosed every year



MEDIAN AGE  
of diagnosis:

**69**

Esophageal cancer  
will cause an estimated

**16,256**  
deaths this year



**1-800-ROSWELL (1-800-767-9355) | [RoswellPark.org](http://RoswellPark.org)**

The Roswell Park Care Network offers our high-quality cancer care, closer to home.  
For a full list of our suburban locations, visit [RoswellPark.org/locations](http://RoswellPark.org/locations).



## AM I AT RISK? The following factors may increase your chance for developing esophageal cancer:

- ✓ **Older age.** Most people are over age 65 at diagnosis.
- ✓ **Being male.** Men have a greater risk than women.
- ✓ **Smoking** and other tobacco use doubles the risk.
- ✓ **Heavy alcohol use**, more than 2 drinks per day for men and 1 per day for women.
- ✓ **Unhealthy lifestyle**, including eating a poor diet and being overweight or obese.
- ✓ **Chronic acid reflux**, or gastroesophageal reflux disease (GERD) that damages the esophagus.
- ✓ **Infection** with human papillomavirus (HPV).
- ✓ **Barrett's esophagus**, a condition where the cells that line the lower part of the esophagus become damaged, usually by long-term acid reflux. This condition is a greater risk factor for esophageal cancer than acid reflux alone.
- ✓ **Personal history of cancer** of the lung, mouth or throat.
- ✓ **Having swallowed lye** (a chemical found in some cleaning fluids).
- ✓ **Other conditions**, such as tylosis, a genetic disorder; or achalasia, where muscles at the lower end of the esophagus cannot relax properly.

About **1 in 132 men** will develop esophageal cancer

About **1 in 455 women** will develop esophageal cancer

## WHY ROSWELL PARK FOR ESOPHAGEAL CANCER?

- ✓ **Nationally recognized.** We are among a select group of comprehensive cancer centers designated by the National Cancer Institute and the state's only one outside of New York City.
- ✓ **Multidisciplinary care** by a team of gastroenterologists, surgical oncologists, thoracic surgeons, medical and radiation oncologists, interventional endoscopists, plus psychologists, dieticians, physical therapists and others to provide comprehensive and integrated care — under one roof.
- ✓ **A leader for minimally invasive surgery**, including endoscopic, robotic and laparoscopic surgery, plus other options such as radiofrequency ablation, photodynamic therapy and coagulation procedures. We have the largest experience with minimally invasive surgery for esophageal cancer in New York State.
- ✓ **Expert care for Barrett's esophagus.** Our specialists offer advanced endoscopic treatment and management of this condition, considered a precursor for esophageal cancer.
- ✓ **The latest treatments** — many available only through clinical trials — are important options for people with esophageal cancer.

## MEET OUR DOCTORS

### Surgical Oncology

1. Moshim Kukar, MD, FACS
2. Zachary Stiles, DO, MS

### Thoracic Surgery

3. Todd Demmy, MD, MBA, FACS
4. Mark Hennon, MD, FACS
5. Patrick Seastedt, MD, MBA, FACS



### Medical Oncology

6. Christos Fountzilas, MD, FACP
7. Anuradha Krishnamurthy, MBBS
8. Kannan Thanikachalam, MBBS

### Gastroenterology, Endoscopy

9. Sehrish Jamot, MD



The Roswell Park Care Network offers our high-quality cancer care, closer to home.  
For a full list of our suburban locations, visit [RoswellPark.org/locations](https://RoswellPark.org/locations).

# GET A

## SECOND OPINION

If you have a cancer diagnosis, you need a second opinion. We can arrange for our esophageal experts to review your scans and pathology and schedule a consultation.

## WHY IT MATTERS

In about 11 to 18% of the cases we review, the diagnosis is changed, impacting your treatment options, decisions and the way forward.