

WNY Cancer Snapshot: 2022

September 2022



Department of Cancer Prevention & Control
Roswell Park Comprehensive Cancer Center

Part I: Data trends

Roswell Park primary service area

COMMUNITY OUTREACH
AND ENGAGEMENT



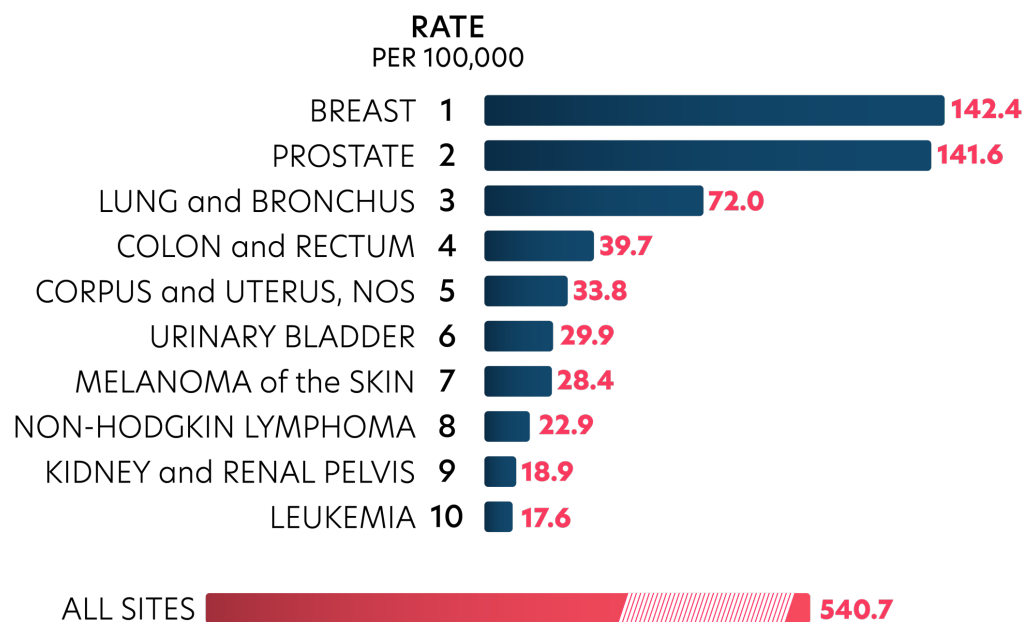
WESTERN NEW YORK CATCHMENT AREA

- URBAN/SUBURBAN
- APPALACHIAN
- RURAL
- NATIVE AMERICAN TERRITORY
- ROSWELL PARK
COMPREHENSIVE CANCER CENTER
- ROSWELL PARK
PRACTICES, SATELLITES, AND AFFILIATES

Top 10 cancers in WNY – incidence

COMMUNITY OUTREACH
AND ENGAGEMENT

WNY ALL RACES, 2015-2019

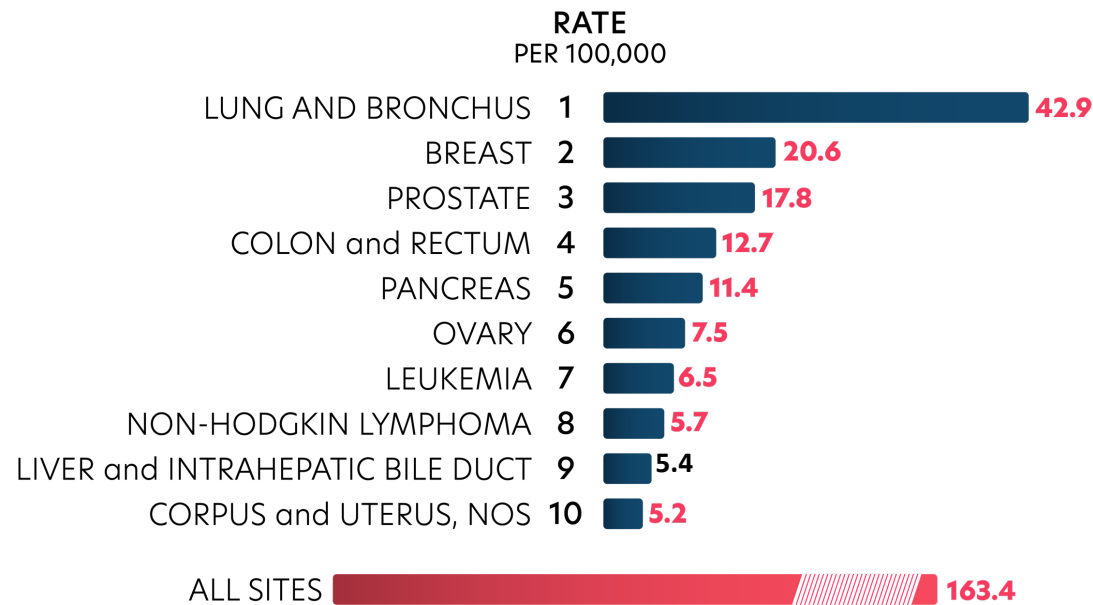


*Numbers displayed in **PINK** indicate rate is higher than NYS and/or US
2015-2019 Cancer Incidence for WNY catchment area
NYS Cancer Registry 2022

Top 10 cancers in WNY– deaths

COMMUNITY OUTREACH
AND ENGAGEMENT

WNY ALL RACES, 2015-2019



Numbers displayed in **PINK** indicate rate is higher than NYS and/or US
2015-2019 Cancer Mortality for WNY catchment area
NYS Cancer Registry 2021

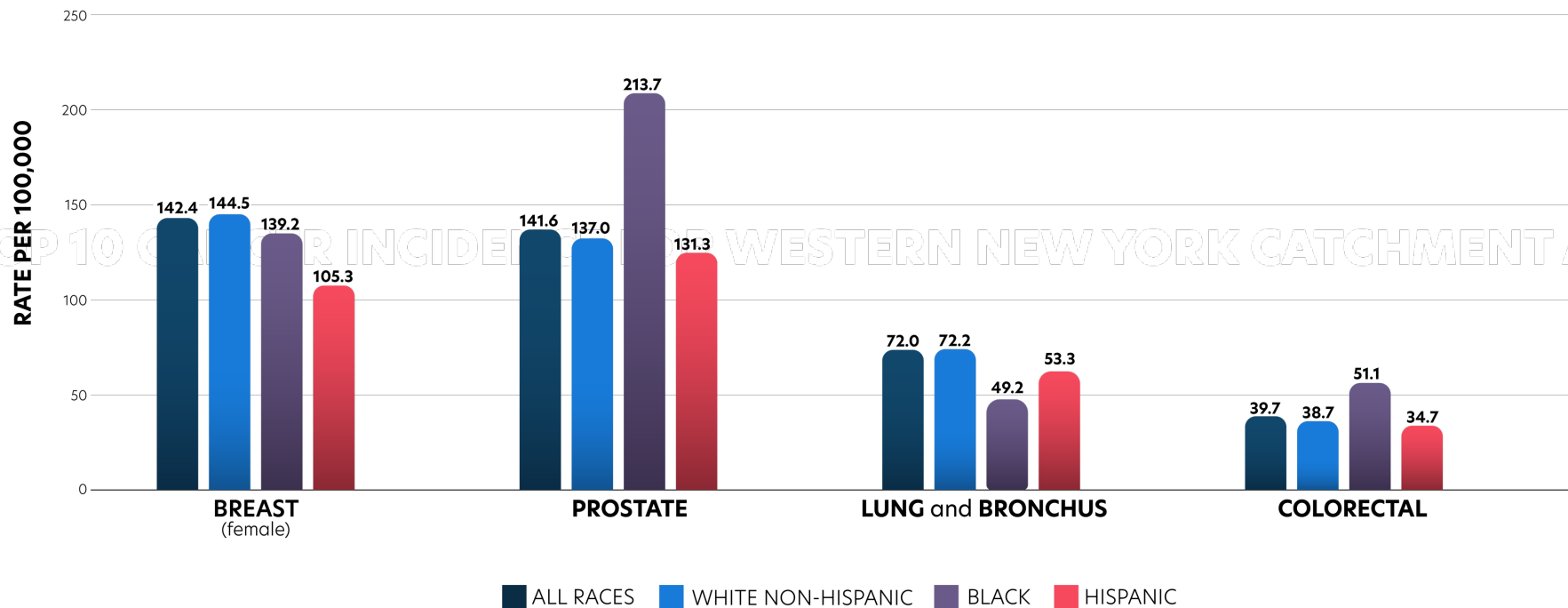
Part II: Insights and outreach

WNY incidence rates – top 4 cancers

COMMUNITY OUTREACH
AND ENGAGEMENT

CANCER INCIDENCE ACROSS RACE & ETHNICITY FOR WESTERN NEW YORK CATCHMENT AREA

2015-2019

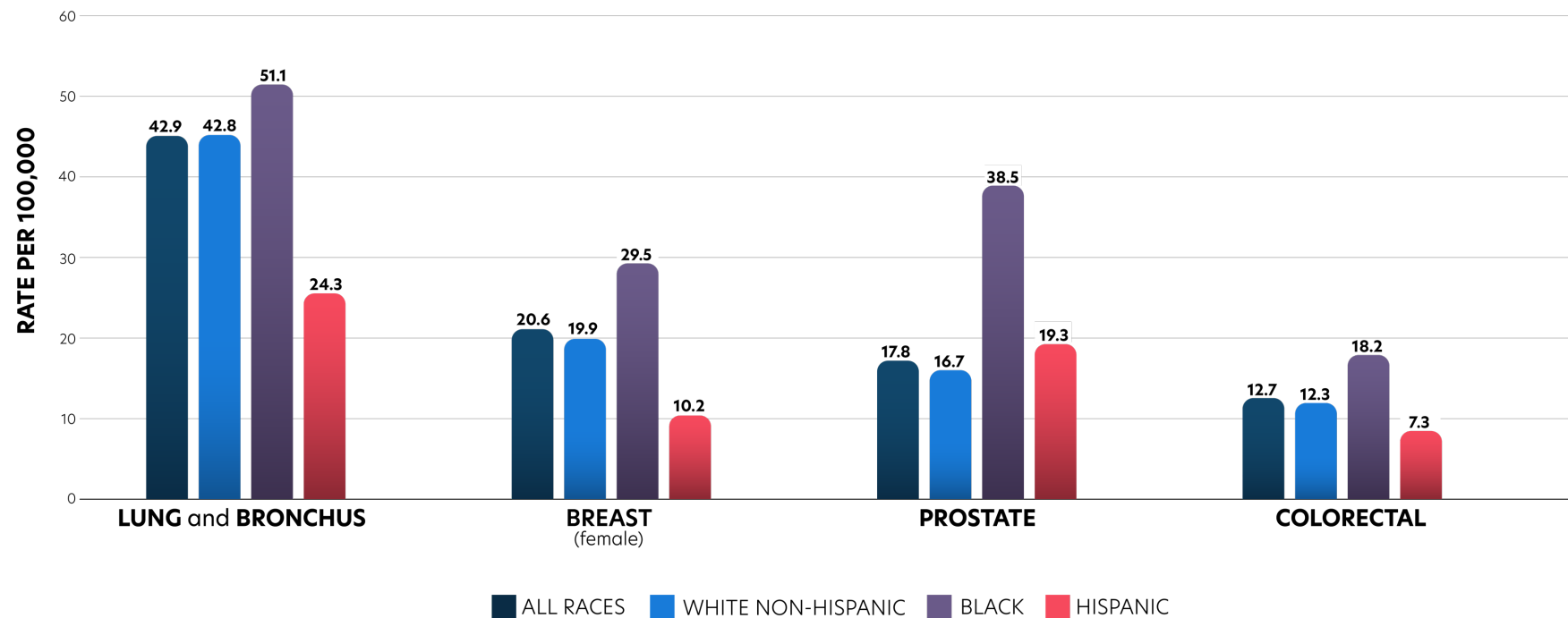


WNY rates of death – top 4 cancers

COMMUNITY OUTREACH
AND ENGAGEMENT


CANCER MORTALITY ACROSS RACE & ETHNICITY FOR WESTERN NEW YORK CATCHMENT AREA

2015-2019



Roswell Park Outreach & Education

COMMUNITY OUTREACH
AND ENGAGEMENT



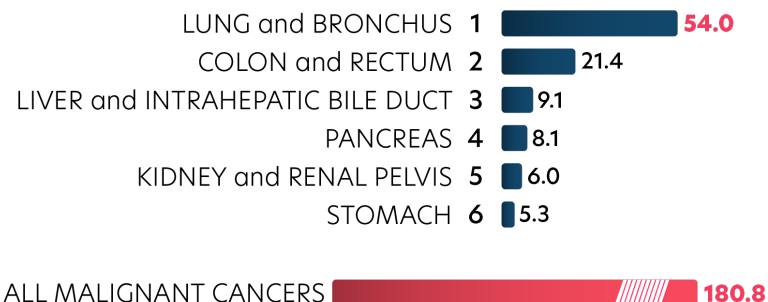
49,299
Community
members reached
since 2018

Deaths from cancer – Haudenosaunee


COMMUNITY OUTREACH
AND ENGAGEMENT

NYS HAUDENOSAUNEE NATIONS, 1990-2009

RATE
PER 100,000



COUNT



Numbers displayed in **PINK** indicate rate is higher than NYS and/or US
Source: AI/AN Mortality Supplement Database (1991-2009)

Haring et al (2018) Mortality disparities: A comparison with the Haudenosaunee in New York State.

*Reporting on race/ethnicity for Native American data is suppressed by state and federal agencies due to small n and the risk of identifying by tribe or individual/family level.

Breast cancer in the Haudenosaunee

COMMUNITY OUTREACH
AND ENGAGEMENT

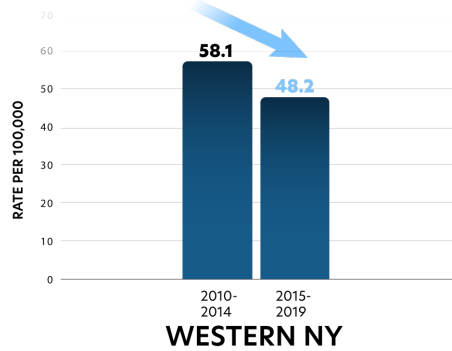
- Roswell Park led a 2018 study on breast cancer incidence in the Haudenosaunee compared to tribes in the Eastern U.S. and nationally.
- Our analysis showed that Haudenosaunee women in NYS developed breast cancer 1.4 times more often than those from other Eastern tribes.
- Incidence rates for Haudenosaunee women in NYS increased significantly — by 2.7 percent annually between 1998 and 2018; rates in Non-Hispanic American Indian/Alaska Native women in East region overall were stable.
- Additional Roswell Park research shows that cancer was the second leading cause of death and that deaths related to all malignant cancer was discovered to be higher among the Haudenosaunee than previously published for the East.

Part III: Impact

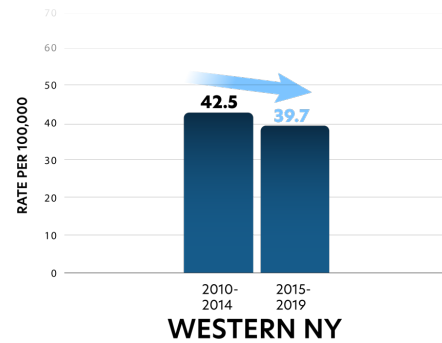
WNY rates of late-stage cancer

COMMUNITY OUTREACH
AND ENGAGEMENT

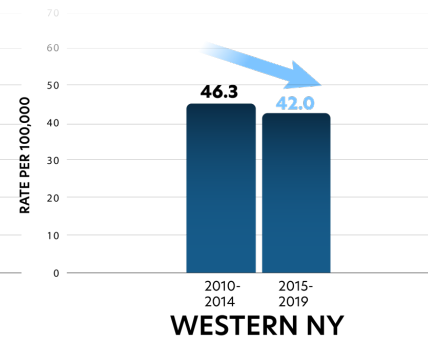
LATE-STAGE LUNG CANCER RATE



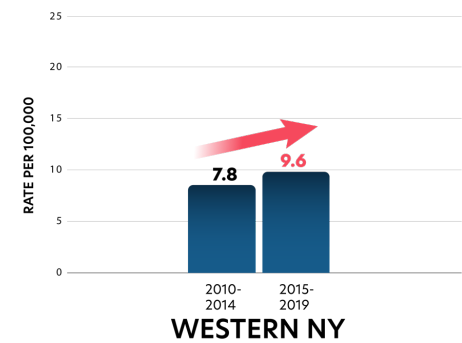
INVASIVE COLORECTAL CANCER RATE



LATE-STAGE BREAST CANCER RATE



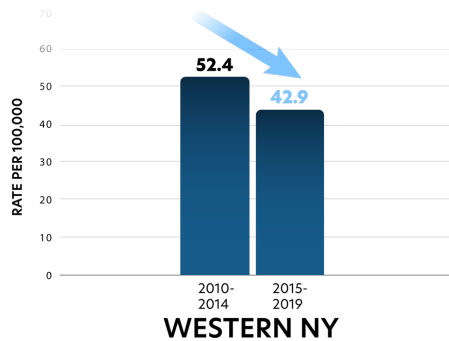
LATE-STAGE PROSTATE CANCER RATE



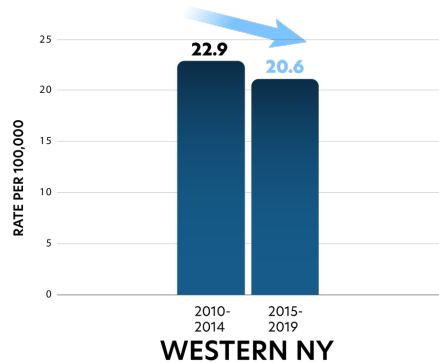
WNY rates of death from cancer

COMMUNITY OUTREACH
AND ENGAGEMENT

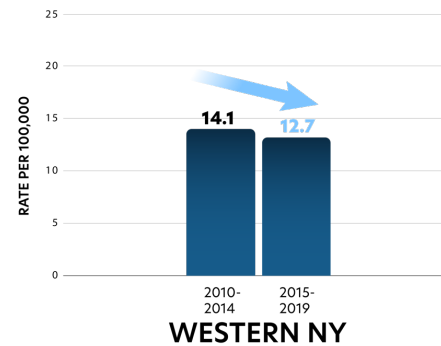
LUNG CANCER DEATH RATE



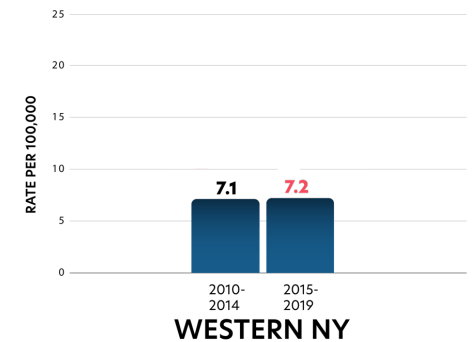
BREAST CANCER DEATH RATE



COLORECTAL CANCER DEATH RATE



PROSTATE CANCER DEATH RATE



- [New York State Cancer Registry](#). **Cancer Incidence and Mortality in New York State, 2015-2019**.
- Centers for Disease Control and Prevention (CDC). **Behavioral Risk Factor Surveillance System Survey Questionnaire**. Atlanta, Georgia: U.S. Department of Health and Human Services, Centers for Disease Control and Prevention, 2020.
- United States Census Bureau, American Community Survey Estimates, 2020.
- Haring RC, Jim MA, Erwin D, Kaur J, Henry WAE, Haring ML, Seneca DS. **Mortality disparities: A comparison with the Haudenosaunee in New York State**. Cancer Health Disparities, 2018.
- AI/AN Mortality Supplement Database, 1991-2009.